

1 Converter MS Works WKS/WDB to Excel


1.1 Welcome



Welcome

Having installed the Converter you should see this document. You can now load your MS Works Spreadsheet files in Excel. To do this, just pick "Works (*.wks).*" in Excel's open file menu, go to the appropriate directory and open your old WKS-files.

How to order

To get the full version press the -button in the converter menu bar.

Please note:

The trial version will randomly replace some cells with (((0-0))). Also you will find a little text in the first used cell. As a result formulas referring to these cells will not work properly. Apart from that there are no limitations!

1.2 Requirements/Features

Requirements

- Win 9x, ME, Win NT 4.0, Win 2000, XP, 2003 or higher
- Excel 97 (8.0) or Excel 2000 (9.0) or Excel XP (10.0) or Excel 2003 (11.0)

This converter does not work with Excel 2007! The converter plugin api is broken in this Excel version.

These aforesaid programs have to be installed before you can install the converter.

Users need administration rights to install the converter successfully.

Features

- Imports MS Works spreadsheet (WKS) files (Works 3 format up to Works 2001 format)
- Imports MS Works database (*.WDB) files
- Completely integrated into Excel 97/2000/XP/2003, no external program
- Works with Windows9x, ME, NT4, NT2000, XP or higher
- No need for a MS Works installation
- Maintains cell formulas
- All cell formatting (alignments, font styles, etc) will be maintained.
- Our RL-File-Conversion-Wizard is part of the package. It's a great help to convert a lot of files.
- Several Excel helper macros to make the migration easier
- Convenient, selfextracting and selfinstalling setup procedure
- Can be removed completely with standard deinstall procedure
- Free Updates: Our registered customers can download the latest version from our download area at any time

Purpose

The Converter has been developed for all those, who contemplate to change from MS Works Spreadsheet to Excel but are afraid of losing the data contained in their old MS Works files.

Up to now the only way to keep the data contained in the old MS Works Spreadsheet files was to use MS Works ability to save files in Excel format. Not perfect if you have to convert a lot of files, because every file must be handled manually. Or maybe, you don't have MS Works any more...

With our converter you can import your old MS Works Spreadsheet files (file extension *.wks) directly into Excel. You do not need MS Works anymore. To keep your old data it is only necessary to store them on your hard disk or on an external data carrier. If you need them, you can directly load them in Excel and save them as genuine Excel (extension: *.xls) files.

How the converter works

The converter is in functional parts an Excel converter within one DLL, that is executed by Excel and that does the conversion job. This program file is simply added to Excel and does not make any changes inside the original Excel program files.

During the conversion process the converter will create no temporary files. The hard disk will only be filled with new files, when the user decides to save the former MS Works file as a new Excel worksheet. For data security's sake the old file will be kept on the hard disk and can be loaded whenever you want. If the old MS Works files are of no use anymore, they can be deleted manually.







1.3 Batch conversion

To convert a large number of files our RL-File-Conversion-Wizard is the tool of choice.

1.4 Buttons and functions

Our converters install a customized command bar. If it is not visible after installation, you have to open Excel. Then rightclick with the mouse in the menu bar chose "Customize", go to "command bars", mark Works Converter and enable "Works Converter-Tools".

The command bar has the following buttons:

-  Change to the previous sheet.
-  Go to the next sheet.
-  Find unconverted formulas (start with #=).
-  Open MS Works Spreadsheet file.
-  Calls our website for ordering.
-  Load this document for help.

1.5 Installation

Users need administration rights to install the converter successfully!

1. Execute the file WKSXCNV.EXE. You can use the Explorer and left-double-click on the file WKSXCNV.EXE.
2. When "WKSXCNV.EXE" is executed it will decompress. After a short while you will be asked to start the setup process. Confirm with the "Setup" button.
3. At the beginning of the setup process you will be shown a license agreement. When you have read the license terms and accept them you may continue with the button "I AGREE". By doing this, you acknowledge our license terms and the installation will be completed.
4. The converter is ready for action.

Files

The converter comes in a self extracting archive. The following table shows the files contained in the archive. Normally you won't get to see those files.

| File | Function | Destination Path |
|-----------------------------------|--|------------------|
| wksxcnv.dll | Conversion program (*) | Prg(**) |
| wksxinfo.rtf | License text | Prg(**) |
| RemoveWksBars.xla | Call this AddIn to remove our button bar in Excel | Prg(**) |
| wksxcnv.xla | Excel Add-In | XIStart |
| info.chm | This document | Prg(**) |
| rlorder.chm | Products & prices | Prg(**) |
| setup.exe | Installation program | - |
| setup.uni | Deinstallation information, generated by "setup.exe" | Prg(**) |
| uninstall.exe | Deinstallation program | Prg(**) |

* (Attention: These files are normally not shown by the Explorer! A DLL-file is a system file which is not shown in the standard settings of the Explorer!)

** Prg=Program files/RL-Software/WorksExcelConverter (These directory can have a different name on your system!)

1.6 Deinstallation

To deinstall the Converter you need to close Excel.

Having closed Excel you change to the System's configuration table, double-click on "Software", mark "Works to Excel Converter" in the list of programs to be deinstalled and click on "Add/Remove". The program vanishes completely, no program files or registry entries will stay on your system. If there was, against all expectations, a problem with the deinstallation, you can, however, remove the [files manually](#).

The only thing which still remains of our converter is a [command bar](#).

1.7 Remove command bar

The only thing which cannot be removed with the standard deinstallation procedure is the customized Converter command bar that comes with the converter.

To remove it, reopen Excel after the deinstallation of the converter. Rightclick the mouse in the menu bar chose "Customize", go to "command bars", mark MS Works Converter and delete it.

We provide a file called "RemoveWksBars.xla", which must be opened with excel (please enable the macros). Then our command bar will be removed automatically.

2 Budget Converter MS Works WKS/WDB to XLS

2.1 Welcome

Dear User! BE WARNED!

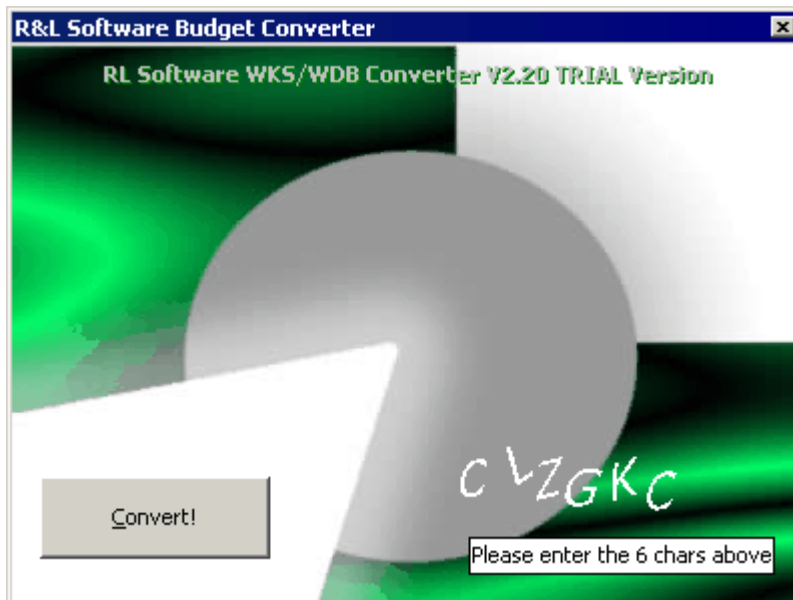
Before any conversion a little text scrolls through the window of the Budget Converter. This text appears in the trial AS WELL AS in the full version of the Budget-WKS-WDB Converter. It artificially slows down the conversion process. This is not a bug. it's by design. Furthermore, before any conversion you have to enter a 6 letter code.

It does a very accurate conversion job, but it does it one by one and it does it very, very slowly.

Please be kindly informed why on earth we do this

The Budget converter is a compromise. It is a concession to all those users that only have a few - again: **A FEW** - WKS/WDB files to convert. We understand that for only a few files our bigger versions of the converter can be too pricey. Only for those "small scale users" we have developed this application.

For a quick, professional conversion job we recommend our other bigger converters.



2.2 Usage

The usage of the Budget Converter is really very easy:

- Start the program
- Enter the 6 letter code displayed in the program window
- Click on the "Convert!" button
- Select the WKS/WDB file for conversion
- Wait until the text is scrolled away

Afterwards, if Excel is installed, the file opens automatically in Excel. Without Excel a standard save dialog pops up. You can save the converted file then.

3 Conversion Suite MS Works WKS/WDB to XLS

3.1 Coming soon

This product is under development!

Features of the suite:

- No need for a Works or Excel installation. It's a standalone program.
- Converts MS Works Spreadsheets (*.WKS) 3.x ,4.x, 200x files
- Converts MS Works database (*.WDB) files including format styles
- Writes XLS files, which are readable by Excel and many other programs (OpenOffice)
- Converts an unlimited number of files
- Handles and reproduces complex directory structures
- Easy to use: 3 comfortable steps to specify the conversion process
- Works with Windows 9x, ME, NT 4, 2000, XP, 2003 and Vista
- Converts cell alignments, font styles, cell protection, and many more.
- Free updates

4 Known problems

- The formula translation works very well with nearly all formulas. But formulas containing one special functions will not be translated. These formulas are translated as text with a leading "#=". You can simply search these characters and then correct the formula manually. There is a macro included for searching "#="
- The determination if a cell is empty or not, differs. The formula =IF(A1;1;2) results in MS Works only 1 if A1 contains a number unequal zero. Any string in A1 will cause result 2. In Excel any string in A1 will result a #VALUE! error! Even a "" string will do so! You have to rewrite the formula to =IF(AND(A1<>"";A1<>0);1;2).
- MS Works and Excel differ very little in formatting (cells fill styles and text alignment). You may notice small differences in the converted file compared to the original one.
- No translation of charts.
- The page dimensions entered in Works can not be transferred into the Excel format. Excel only supports the page formats given by the printer. It's a technical limitations of the Excel file format. Because of that the landscape/portrait setting also cannot be translated.
- The integrated converters do not work with Excel 2007 (The converter plugin api is broken in this version).

5 Version info

- 0.70** First Release of a beta version.
- 0.85** Big jump in the optics (colors, borders, etc).
- 0.86** Chart data blocks will be skipped. Cell references in formulas with colons bigger than 'Z' are handled correctly now.
- 0.90** More Chart data blocks will be skipped. No problems with textual formula results any more. No number decoding errors (happened only in rare conditions). Excel XP compatible.
- 0.91** Fixed areas and splitted views. No problems with large amount of cell merging blocks.
- 0.92** Changed behavior when unknown blocks appear in a file. The conversion isn't canceled any more, only a message will be displayed.
- 1.00** End of Beta state! Fixed one problem concerning column widths.
- 1.01** Fixed some installation problems with non administration users in NT/2000/XP.
- 1.02** Increased maximum numbers of styles.
- 1.03** Excel style buttons will work now (Added additional style records). New Setup, which allows to choose the installation directory.
- 1.04** Some very long text cells (> 240 chars) lost text at their end. This happened only in certain Works versions. Problem with default font fixed.
- 1.10** Some function parameters were not adjusted correctly to Excel's desires. The ' char makes no problems in formulas anymore. Improved handling of statements like: IF(H4;H4;""), no #VALUE warnings anymore.
- 1.15** Values 0.5 and 0.005 were not translated correctly. Fixed problem with some € currency formats.
- 1.15D** Background fill color behaves like in Works. Columns are a little bit wider now.
- 1.15E** Setup failed to install new users, if registry key "converters" was missing.
- 1.15F** Refreshed documentation. Unified order form.
- 1.16A** Fixed bug concerning numbers like x/24. This happened only under rare conditions.
- 1.16B** Number of Arguments of the Round() function were wrong. Improved wks formula decompilation.
- 1.16C** Fraction formats with a set "don't truncate" flag lead to an "unknown format error".
- 1.20** Support for headers and footers. Support of zoom factor. Support for page margins.
- 1.30** Support for Office 2003. Increased maximum # of allowed font styles.
- 2.00** Added conversion of WDB files. Restructured source code.
- 2.10** WDB file created by MS Works 2.0 are now processed.
- 2.20** Support for our new Budget converter. Improved Windows Vista support. Some minor fixes.

6 FAQ

Please visit our website for more information

www.rl-software.com/faq

7 License Terms

LICENSE TERMS for all Ruhrmann & Linneberg GbR software products

By downloading, installing, running or copying this Ruhrmann & Linneberg GbR software product you agree to the following license terms. These license terms are a legally binding agreement between the you (Licensee) and the Ruhrmann & Linneberg GbR (Licensor).

YOU SHOULD CAREFULLY READ THE FOLLOWING TERMS AND CONDITIONS BEFORE USING THIS SOFTWARE. UNLESS YOU HAVE A DIFFERENT LICENSE AGREEMENT SIGNED BY THE LICENSOR YOUR USE OF THIS SOFTWARE INDICATES YOUR ACCEPTANCE OF THIS LICENSE AGREEMENT AND WARRANTY.

TERMS AND CONDITIONS

I. COPYRIGHTS

This software, all its components, the manual as well as the concept of the program are subject to the copyrights of the Licensor protected by German and international copyright laws and international treaties. The software is licensed to the Licensee, not sold. The Licensee does not receive any ownership or proprietary rights in or to the software. The Licensee receives the limited, not exclusive right to use the program on a single computer. This right is not transferable, rentable or lendable. If the Licensee wants to use the program on more computers or in a network environment with more user terminals than covered by the license, he has to purchase an appropriate number of licenses. It is not allowed to run this software to provide a service for third parties, especially not to provide an internet based service for third parties.

Apart from solely saving the program for the sake of the Licensee's data security and software archiving, it is strictly forbidden to copy, duplicate, publish or change the program as a whole or in parts.

The TRIAL-VERSION of the software may, however, be copied within the boundaries given in section VI.

II. WARRANTY

The warranty will follow the German legal regulations so that, in the event of a deficiency in the product, we will first deliver a subsequent product or improve the product at your choice. If the improvement fails or the additional delivery is equally deficient, you can return the product for a refund or keep the product at a reduced price.

Besides this, the software program and the program files are licensed to the Licensee "as is" and "as tested with the trial version". No guaranties of any kind, express or implied, including but not limited to, implied guaranties, of merchantability or fitness for any purpose with respect to the software are made. The information given in the documentation or in the files are a pure description of the program. The functionality and the quality of the program are not assured, whether expressly nor implied. The Licensor does not guarantee that the operation of the software will be error free or meet any requirements.

III. LIABILITY FOR DAMAGES

The Licensor will be liable for damages or reimbursement of wasted expenditures, irrespective of their legal cause, only to the following extent:

In case of intentional wrongdoing, malice, and when a guarantee was given for a certain quality, the Licensor will be liable in the full amount.

In case of gross negligence, the Licensor will be liable for damages in the amount of the foreseeable damages.

In all other cases, the Licensor will only be liable for the violation of a material duty under this contract, for liability for defects, and for default; The Licensor will be liable for the foreseeable and typical damages, limited, however to the license fee paid by the Licensee. In the event of loss of data, liability is furthermore limited to the expenditures typical for restoration which would be incurred if backup copies had been regularly created as appropriate for the pertinent risk. The Licensor hereby calls the Licensee's attention to the necessity of making data backups regularly.

The statutory liability for personal injury, damage to health, and death and under the German Product Liability Act remains unaffected.

Based on the current state of the art, data communication via the Internet as well as computer programs may not be warranted to be error-free and/or available at any time. The Licensor is, therefore, not liable for either the permanent, uninterrupted availability of his Internet site, or for technical and electronic errors that are beyond his control.

IV. TERMINATION

This license and the Licensee's right to use the software terminates automatically if the Licensee violates any part of this agreement without notice. The Licensee can also terminate this license at any time. The Licensee agrees to destroy all copies of the software immediately upon termination.

V. TRIAL VERSION

The Licensee is granted the right to duplicate and distribute exact copies of the TRIAL-VERSION of the software product. It is strictly forbidden, to sell the TRIAL-VERSION or to charge any fees for it. It is also forbidden, to distribute or sell the software or

its documentation together with a different product without prior consent by the Licensor.

VI. ENTIRE AGREEMENT

This agreement constitutes the entire agreement between the Licensee and the Licensor and supersedes any prior written or oral agreement concerning the software. The Licensor is not bound by any action, statements, or any provisions made by anyone else. No modification or change in this agreement shall be valid or binding upon the Licensor unless in writing.

VII. APPLICABLE LAW

In addition to the provisions of the present Terms and Conditions, all contractual relationships between the parties are governed by the law of the Federal Republic of Germany, excluding the UN Convention on the International Sale of Goods. Mandatory provisions that apply under the law of the country in which the customer permanently resides are not affected.

If the Customer concerned is a merchant within the meaning of the German Commercial Code, a separate property or a juristic person under public law, then Hamburg, Germany, shall be the sole place of jurisdiction for all disputes arising from the contractual relation.

VIII. SURVIVAL

Should any provision of this agreement be held to be void, invalid, unenforceable or illegal by a court, the validity and enforceability of the other provisions shall not be affected thereby. If any provision is determined to be unenforceable, you agree to a modification of such provision to provide for enforcement of the provision's intent to the extent permitted by applicable law. Failure of a party to enforce any provision of this agreement shall not constitute or be construed as a waiver of such provision or the right to enforce the provision.

BY USING THE SOFTWARE YOU ACKNOWLEDGE THAT YOU HAVE READ AND UNDERSTOOD THE LICENCE TERMS AND YOU AGREE TO BE BOUND BY THIS AGREEMENT'S TERMS AND CONDITIONS. YOU ALSO AGREE THAT THIS AGREEMENT IS THE COMPLETE AND EXCLUSIVE STATEMENT OF THE RIGHTS AND LIABILITIES OF THE PARTIES AND SUPERSEDES ALL PROPOSALS OR PRIOR AGREEMENTS, ORAL OR WRITTEN AND ANY OTHER COMMUNICATION BETWEEN THE PARTIES RELATING TO THE SUBJECT MATTER OF THIS AGREEMENT.

If you do not agree with the terms and conditions of this agreement or do not understand any of them you should immediately un-install and destroy your copy of the software.

© Ruhrmann & Linneberg GbR

8 Free File Conversion Wizard

To convert a large number of files, the demo version and the premium version of our converters allow the usage of our RL-File-Conversion-Wizard. Please note: this does not apply to the standalone converter versions! (Budget and Conversion Suite).

You can download the Wizard from our website. It's completely free. The usage is very easy and comfortable.



A powerful converting tool for Word and Excel

- Works with Word and Excel (97 or higher)
- External program, changes nothing in Word or Excel. No AddIns!
- Robust multithreaded design, survives most Word/Excel crashes without problem
- Converts an unlimited number of files
- Handles and reproduces nested directory structures
- Assign a new template style to a lot of Word files in one go
- Un/protects your Word and Excel file with passwords
- Easy to use: 5 comfortable steps to specify the conversion process
- Convenient, selfextracting and selfinstalling setup procedure
- Full functional, no restrictions

Please visit our web site at: www.rl-software.com/converter/file-conversion-wizard.htm.

9 Ordering & Contact










9.1 Products



We accept Master, Visa and PayPal. Other payments possible!

You can order all products on our website via our secure online shop

Please click on the images below to contact our web server (You need an internet connection for this):

| Web info | Product | Trial versions | Price (excl. VAT) | Price (incl. VAT) |
|---|--|--|---|--|
|  | MS Works spreadsheet (*.wks) to Excel Converter. Integrated in MS Excel. |  | 49.00 € | 58.31 € |
|  | WKS&WDB Budget converter. Standalone, no MS Excel required. |  | 10.00 € | 11.90 € |
|  | Framework III/IV (*.fw3;*.fw4) to Excel Converter |  | Standard: 100.00 € Premium: 200.00 € | 119.00 € 238.00 € |
|  | Framework III/IV (*.fw3;*.fw4) to Word Converter |  | Standard: 100.00 € Premium: 200.00 € | 118.00 € 238.00 € |
|  | Framework Modification for fast Computers Please <u>contact us</u> for more information. | | 100.00 € | 119.00 € |

If you have a valid EU-VAT-ID or live outside the European Union VAT will be waived.

Registered customers can download the latest version from our download area at any time. For the login, you need your email address (stated in your order) and the password we have send you in the order conformation.

To start your order please click the image below. You need an internet connection for this.

On our website please click the "order online" button of the requested product. You will be directed to the secure online shop then.



9.2 Our address



Ruhrmann & Linneberg GbR

EDV-Lösungen - Entwicklung & Vertrieb

Klosterallee 55

20144 Hamburg

Geschäftsführer:

Ust.-ID Nr. (VAT):

Tel: +49 40 4328 2872

Fax: +49 40 4318 3285

info@rl-software.com

www.rl-software.com

Klaus Ruhrmann, Olaf Linneberg

DE194933831