

# 1 Framework III/IV to Excel Converter

## 1.1 Welcome



### Welcome

Having installed the "R&L-Framework-Converter" you should see this document. You can now load your Framework III and Framework IV-files in Excel. To do this, just pick "Framework III/IV (\*.fw3;\*.fw4)" in the open file menu (last entry of the file format list), go to the appropriate directory and open your old Framework files. Press the "\$" button in the converter menu bar to find the order form for the full version.

### How to order

To get the full version visit our website (or press the  button in the converter menu bar).

### Please note:

**The trial version will replace in some cells all characters by ~~~~.  
As a result some formulas referring to these cells will not work properly.  
Also you will find a little text in the first cell of every sheet. Apart from that there are no limitations.**

**DON'T SAVE THESE FILES!**

## 1.2 Requirements/Features

### Requirements

- Win 9x, ME, Win NT 4.0, Win 2000, XP, Vista or higher
- Excel 97 (8.0) or Excel 2000 (9.0) or Excel XP (10.0) or Excel 2003 (11.0)

**This converter does not work with Excel 2007! The converter plugin api is broken in this Excel version.**

These programs have to be installed before you can install the converter.

**Users need administration rights to install the converter successfully.**

### Features

- Imports FW3 and FW4 files
- Completely integrated into Excel 97/2000/XP/2003, no external program
- Works with Windows9x, ME, NT4, 2000, XP or higher
- Maintains all text, table and database frames
- Maintains cell formulas
- All cell formatting (alignments, font styles, etc) will be maintained.
- Translates named cell references ( [stock].[year] ) into A1 notation. This must be done, because in Excel named cell references work a little bit differently.
- Translates formulas with Framework cross frame references to Excel cross sheet references.
- The framework frame structure is automatically transformed to Excel sheets. A hierarchical Frame structure (Any Frame can have subframes!) will be lost, but all Frames will be there as sheets.
- DOS 'graphic' chars will be maintained

- [Batch conversion](#) included
- FRED macros (macro frames) are viewable as plain text. A real conversion of FRED macros is useless, Excel is not Framework!
- Several Excel helper macros to make the migration easier
- Convenient, selfextracting and selfinstalling setup procedure
- Can be removed completely with standard deinstall procedure
- Free Updates: Our registered customers can download the latest version from our download area at any time

### Purpose

When developing the R&L-Framework-Converters our first goal was to make things easy for former users of Framework III and Framework IV who decided to "convert" to Excel.

We had to consider, that, compared to Excel, Framework has a completely different user philosophy and is completely different to operate. With our conversion program we tried to maintain Framework file contents as much as possible.

Besides that we had to keep in mind, that most of the users of our R&L-Framework-Converter will be newbies to Excel and that it will be hard enough for them to adapt to Excel. Because of this we wanted to create a tool, which is self explaining and easy to use. For this reason the operation of our converter is just as easy as opening a "\*.xls" file in Excel.

### How the converter works

The R&L-Framework-Converter is in functional parts an Excel converter within one DLL, that is executed by Excel and that does the conversion job. This program file is simply added to Excel and does not make any changes inside the original Excel program files.

During the conversion process the converter will create no temporary files. The hard disk will only be filled with new files, when the user decides to save the former Framework file as a new Excel worksheet. For data security's sake the old Framework file will be kept on the hard disk and can be loaded whenever you want. If the old Framework files are of no use anymore, they can be deleted manually.

## 1.3 Batch conversion

To convert a large number of files, the demo version and the premium version of the converter allow the usage of our RL-File-Conversion-Wizard.

## 1.4 Installation

### NOTE1

**Users need administration rights to install the converter successfully!**

1. Execute the file FWXCNV.EXE. You can use the Explorer and left-double-click on the file FWXCNV.EXE.
2. When " FWXCNV.EXE" is executed it will decompress. After a while you will be asked to start the setup process. Confirm with the "Setup" button.
3. At the beginning of the setup process you will be shown a license agreement. When you have read the license terms and accept them you may continue with marking "ACCEPT LICENCE" and pushing the button "NEXT". By doing this, you acknowledge our license terms and the installation will be completed.
4. This worksheet should pop up and the converter is ready for action.

The converter comes in a self extracting archive. The following table shows the files contained in the archive. Normally you won't get to see those files.

File	Function	Destination Path
Fwxcnv.dll	Conversion program*	Converter Directory**

Fwxinfo.rtf	License text	Converter Directory**
RemoveFwBars.xla	Call this AddIn to remove our <a href="#">command bar</a> in Excel	Converter Directory**
Fwxcnv.xla	Excel Add-In	Programs**\MS Office\XlStart or Converter Directory\FwXlStart
info.chm	This document	Converter Directory**
rlorder.chm	helpfile about R&L	Converter Directory**
Setup.exe	Installation program	-
setup.uni	Deinstallation information, generated by "setup.exe"	Converter Directory**
uninstall.exe	Deinstallation program	Converter Directory**
fw2excel.cnv	Plain text configuration file. Use it to customize the converter to your needs.	Converter Directory**










\* (Attention: These files are normally not shown by the Explorer! A DLL-file is a system file which is not shown in the standard settings of the Explorer!)

\*\* Prg=Program files/RL-Software/WorksExelConverter (These directory can have a different name on your system!)

## 1.5 Buttons and functions

Our converters installs a customized command bar. If it is not visible after installation, you have to open Excel. Then rightclick with the mouse in the menu bar chose "Customize", go to "command bars", mark Works Converter and enable "Works Converter-Tools".

The command bar has the following buttons:

-  Removes all DOS graphic chars. Depending on the number of chars and your computer speed, this can take quite a while (half a minute and more)
-  Removes all empty columns, this can be extremely useful after a DOS graphic chars optimization.
-  Recalculates all formulas on all sheets. Sometimes Excel need a little help by calculating old Framework sheets. To force a formula recalculation helps.
-  Change to the previous sheet.
-  Go to the next sheet.
-  Find unconverted formulas (start with #=).
-  Open Framework III/IV file.
-  Calls our website for information and ordering.
-  Load this document for help.

## 1.6 Deinstallation

To deinstall the Converter you need to close Excel.

Having closed Excel you change to the System's configuration table, double-click on "Software", mark

"Framework III/IV Excel Converter" in the list of programs to be deinstalled and click on "Add/Remove". The program vanishes completely, no program files or registry entries will stay on your system! If there was, against all expectations, a problem with the deinstallation, you can, however, remove the [files manually](#). The only thing which still remains of our converter is a [command bar](#).

## 1.7 Remove command bar

The only thing which cannot be removed with the Windows standard deinstallation procedure is the customized Framework Converter command bar that comes with the converter. To remove it, reopen Excel after the deinstallation of the converter. Rightclick the mouse in the menu bar chose "Customize", go to "command bars", mark Framework Converter and delete it. We now provide a file called "RemoveFwBars.xla", which must be opened with excel (please enable the macros). Then our command bar will be removed automatically.

## 2 Known problems

### Excel IS NOT Framework!

- This simple truth must be accepted, there are a lot of smaller and bigger differences between the two. We tried hard too achieve the best translation as possible. For most Framework files it will work very well. But some files will need a manual overhauling. We support this manual work with some Excel migration macros.
- Windows normally uses characters fonts with a flexible width. Framework uses the old DOS fixed width character fonts. Some Framework files expect this to format columns. Under Windows the formatting will not be perfect, because the cell contents have different widths.
- A lot of people use DOS graphic characters to draw lines in their Framework tables. Our converter maintains these graphic chars. We know, and you should be well aware of the fact, that this is a very NON WINDOWS way, as Excel gives you the opportunity to place cell borders of any kind everywhere. However, we think, for orientation purposes maintaining the old graphic chars really helps a lot when you plan to migrate your old Framework tables to Excel and to replace the old DOS lines with Excel's cell borders. Afterwards you can easily remove all DOS graphic chars with one of our migrations macros.
- In some documents values are entered as formulas, for example =233. This happened quite likely in Framework. Actually this is not a real problem, but sometimes it is confusing to see such a strange formula, which doesn't really have a sense at all
- Many cells in Framework tables don't use a formatting style (Numeric, date..). The converter translate this generic cells into Excels generic style, but some values will have a slightly different look.
- The converter translates all cells with their Framework style. If you have a Framework cell with text style it will translated into a Excel text cell. But sometimes values have been (illegally) entered as text cells. For example a date was entered as pure text. Due to technical limitations the converter can not recognize this, the text cell (with the date value) will be transformed into an Excel text cell. The formatting will be false. After rewriting the cells (you can use our ReCalc button for this) Excel recognizes the correct data type.
- When you open Framework files with the generic extension (\*.\*) , Excel's internal DBASE converter will sometimes snatch the file. Of course this produces nothing readable as Framework is not Dbase. This is an Excel problem! Please open Framework files always with "\*.fw3;\*.fw4" extensions too avoid this!
- We've decided not to port FRED macros (please do not confuse them with cell formulas!). The FRED macros we have seen are impossible to transform into the windows world. However, in order to give you the possibility to check your old FRED macros (maybe they contain some valuable information), they are maintained as pure text.
- The formula translation works very well with most formulas. But formulas containing very special functions will not be translated. These formulas are translated as text with a leading "#=". You can simply search these characters and then correct the formula manually. There is a macro included for searching "#=".
- For Framework III there was an addition available called TIMEFRAMES. Our converter can not read the files produced while using timeframes (mostly named tf\*.fw3)! They have quite a different file format. If you need to convert timeframe files, you have to open these files in Framework IV and save them as FW4 files. This will remove the problem.
- Excel can not handle more than 256 columns, Framework files which contain more than 256 columns are rejected.
- Date and time functions are quite different in FW and Excel. Therefore some formulas referring to date and time functions cannot be translated automatically. You will need to rewrite these formulas in Excel.
- Excel can not handle cell formulas longer than 1024 chars! Such long formulas are converted as text, with leading "#=".
- The integrated converters do not work with Excel 2007 (in this version the converter api is broken)

### 3 Version info

- 1.00** First Release May 2000
- 1.10** Added "fw2excel.cnv" file. It's a list of special formula translations. The list enables the translation of formulas, which normally couldn't be converted. It's very useful for formulas like DATE4(NOW). You can edit this file, but be careful!  
The converter automatically transformed numeric values into Excel cells with numeric format, even if in Framework this cell had the standard format. We changed this, now this cell will have the common Excel format. This results in a different look, Excel displays as much decimal places as possible. Framework displays just 2 decimal places. If you want a maximum of 2 decimal places, you will have to set the Excel format of this cells manually. Decimal places will be converted, this increases the optical quality of converted documents very much!  
The Excel 97 batch conversion wizard now can recalculate all formulas automatically. This results in a longer conversion time, but you don't have to call the macro by hand.  
Some minor changes.
- 1.11** In "fw2excel.cnv" file you can define now strings, which the converter will eliminate. It's very useful for removing embedded printer commands.  
Some minor changes, reduced need for recalculation formulas.
- 1.20** Some special chars in framenames confused the converter, for example the translation of "Rück.C1" failed.  
Increased compatibility with FW3 files.  
Invalid chars (?,[,],/, \, \*, :) in Excel sheetnames are no longer completely removed, they will be replaced by an underscore now.  
Formulas are no longer automatically recalculated. You have to force recalculation in Excel with (Shift)-F9. Or activate under TOOLS-OPTIONS-CALCULATION the automatic checkbox.  
A lot of minor changes.
- 1.22** Skips now all graphical frames.  
More restrictive error handling. If an unknown data construction is detected, an error will be reported.  
Some minor changes.
- 1.23A** Removed setup problem with spanish Excel version. The problem was caused by the different name of the XlStart folder.  
There was a problem concerning very large files, caused by trying a better handling of Timeframe files.
- 1.23B** Error in trial version, a formula in cell A1 results in an error.
- 1.23C** One graphical frame caused an error in a very rare situations.
- 1.24** Better support for non german Excel versions.  
Improved handling of date cells.  
A few minor changes.
- 1.25** No changes to the converter itself, but the setup was updated. New folder locations.
- 1.26** Setup uses now our own selfextractor.  
Formulas with self assigning (If cell A1 contains: A1:=B2) are converted now. The converter automatically removes all self assignments, so Excel will not complain any more.
- 1.26A** Support for Excel XP, no changes to the converter itself.
- 1.26B** Fixed some installation problems with NT non administration users and XP. No changes to the converter itself.
- 1.27** Fixed compatibility issue with text cells in FW3 tables. Better support for multiline text cells.
- 1.27A** Excel style buttons will work now (Added additional style records).  
The RemoveDosChar button misses no DOS character any more. It works a little bit slower now.
- 1.28** Functions in formulas with spaces between functionname and the open bracket failed to translate.
- 1.30** Excel style buttons will work now (Added additional style records). New Setup, which allows to choose the installation directory.
- 1.35** Fixed problem with Windows Codepages. Russian and other languages should be ok now.

- 
- 1.35A** Refreshed documentation. Unified order form.
  - 1.40** Support for headers and footers. Better behavior in some bizarre error conditions.
  - 1.50** Support for Office 2003
  - 1.60** Internally processing of unicode codesets. A few minor fixes.
  - 1.61** Very large text cell are converted properly. Some minor fixes concerning frame and sheet names.
  - 1.70** Improved Windows Vista support. Some minor fixes.

## 4 FAQ

Please visit our website for more information

[www.rl-software.com/faq](http://www.rl-software.com/faq)

## 5 License Terms

### LICENSE TERMS for all Ruhrmann & Linneberg GbR software products

By downloading, installing, running or copying this Ruhrmann & Linneberg GbR software product you agree to the following license terms. These license terms are a legally binding agreement between the you (Licensee) and the Ruhrmann & Linneberg GbR (Licensor).

YOU SHOULD CAREFULLY READ THE FOLLOWING TERMS AND CONDITIONS BEFORE USING THIS SOFTWARE. UNLESS YOU HAVE A DIFFERENT LICENSE AGREEMENT SIGNED BY THE LICENSOR YOUR USE OF THIS SOFTWARE INDICATES YOUR ACCEPTANCE OF THIS LICENSE AGREEMENT AND WARRANTY.

#### TERMS AND CONDITIONS

##### I. COPYRIGHTS

This software, all its components, the manual as well as the concept of the program are subject to the copyrights of the Licensor protected by German and international copyright laws and international treaties. The software is licensed to the Licensee, not sold. The Licensee does not receive any ownership or proprietary rights in or to the software. The Licensee receives the limited, not exclusive right to use the program on a single computer. This right is not transferable, rentable or lendable. If the Licensee wants to use the program on more computers or in a network environment with more user terminals than covered by the license, he has to purchase an appropriate number of licenses. It is not allowed to run this software to provide a service for third parties, especially not to provide an internet based service for third parties.

Apart from solely saving the program for the sake of the Licensee's data security and software archiving, it is strictly forbidden to copy, duplicate, publish or change the program as a whole or in parts.

The TRIAL-VERSION of the software may, however, be copied within the boundaries given in section VI.

##### II. WARRANTY

The warranty will follow the German legal regulations so that, in the event of a deficiency in the product, we will first deliver a subsequent product or improve the product at your choice. If the improvement fails or the additional delivery is equally deficient, you can return the product for a refund or keep the product at a reduced price.

Besides this, the software program and the program files are licensed to the Licensee "as is" and "as tested with the trial version". No guaranties of any kind, express or implied, including but not limited to, implied guaranties, of merchantability or fitness for any purpose with respect to the software are made. The information given in the documentation or in the files are a pure description of the program. The functionality and the quality of the program are not assured, whether expressly nor implied. The Licensor does not guarantee that the operation of the software will be error free or meet any requirements.

##### III. LIABILITY FOR DAMAGES

The Licensor will be liable for damages or reimbursement of wasted expenditures, irrespective of their legal cause, only to the following extent:

In case of intentional wrongdoing, malice, and when a guarantee was given for a certain quality, the Licensor will be liable in the full amount.

In case of gross negligence, the Licensor will be liable for damages in the amount of the foreseeable damages.

In all other cases, the Licensor will only be liable for the violation of a material duty under this contract, for liability for defects, and for default; The Licensor will be liable for the foreseeable and typical damages, limited, however to the license fee paid by the Licensee. In the event of loss of data, liability is furthermore limited to the expenditures typical for restoration which would be incurred if backup copies had been regularly created as appropriate for the pertinent risk. The Licensor hereby calls the Licensee's attention to the necessity of making data backups regularly.

The statutory liability for personal injury, damage to health, and death and under the German Product Liability Act remains unaffected.

Based on the current state of the art, data communication via the Internet as well as computer programs may not be warranted to be error-free and/or available at any time. The Licensor is, therefore, not liable for either the permanent, uninterrupted availability of his Internet site, or for technical and electronic errors that are beyond his control.

##### IV. TERMINATION

This license and the Licensee's right to use the software terminates automatically if the Licensee violates any part of this agreement without notice. The Licensee can also terminate this license at any time. The Licensee agrees to destroy all copies of the software immediately upon termination.

##### V. TRIAL VERSION

The Licensee is granted the right to duplicate and distribute exact copies of the TRIAL-VERSION of the software product. It is strictly forbidden, to sell the TRIAL-VERSION or to charge any fees for it. It is also forbidden, to distribute or sell the software or

its documentation together with a different product without prior consent by the Licensor.

#### VI. ENTIRE AGREEMENT

This agreement constitutes the entire agreement between the Licensee and the Licensor and supersedes any prior written or oral agreement concerning the software. The Licensor is not bound by any action, statements, or any provisions made by anyone else. No modification or change in this agreement shall be valid or binding upon the Licensor unless in writing.

#### VII. APPLICABLE LAW

In addition to the provisions of the present Terms and Conditions, all contractual relationships between the parties are governed by the law of the Federal Republic of Germany, excluding the UN Convention on the International Sale of Goods. Mandatory provisions that apply under the law of the country in which the customer permanently resides are not affected.

If the Customer concerned is a merchant within the meaning of the German Commercial Code, a separate property or a juristic person under public law, then Hamburg, Germany, shall be the sole place of jurisdiction for all disputes arising from the contractual relation.

#### VIII. SURVIVAL

Should any provision of this agreement be held to be void, invalid, unenforceable or illegal by a court, the validity and enforceability of the other provisions shall not be affected thereby. If any provision is determined to be unenforceable, you agree to a modification of such provision to provide for enforcement of the provision's intent to the extent permitted by applicable law. Failure of a party to enforce any provision of this agreement shall not constitute or be construed as a waiver of such provision or the right to enforce the provision.

BY USING THE SOFTWARE YOU ACKNOWLEDGE THAT YOU HAVE READ AND UNDERSTOOD THE LICENCE TERMS AND YOU AGREE TO BE BOUND BY THIS AGREEMENT'S TERMS AND CONDITIONS. YOU ALSO AGREE THAT THIS AGREEMENT IS THE COMPLETE AND EXCLUSIVE STATEMENT OF THE RIGHTS AND LIABILITIES OF THE PARTIES AND SUPERSEDES ALL PROPOSALS OR PRIOR AGREEMENTS, ORAL OR WRITTEN AND ANY OTHER COMMUNICATION BETWEEN THE PARTIES RELATING TO THE SUBJECT MATTER OF THIS AGREEMENT.

If you do not agree with the terms and conditions of this agreement or do not understand any of them you should immediately un-install and destroy your copy of the software.

© Ruhrmann & Linneberg GbR

## 6 Free File Conversion Wizard

To convert a large number of files, the demo version and the premium version of our converters allow the usage of our RL-File-Conversion-Wizard. Please note: this does not apply to the standalone converter versions! (Budget and Conversion Suite).

You can download the Wizard from our website. It's completely free. The usage is very easy and comfortable.



### A powerful converting tool for Word and Excel

- Works with Word and Excel (97 or higher)
- External program, changes nothing in Word or Excel. No AddIns!
- Robust multithreaded design, survives most Word/Excel crashes without problem
- Converts an unlimited number of files
- Handles and reproduces nested directory structures
- Assign a new template style to a lot of Word files in one go
- Un/protects your Word and Excel file with passwords
- Easy to use: 5 comfortable steps to specify the conversion process
- Convenient, selfextracting and selfinstalling setup procedure
- Full functional, no restrictions

Please visit our web site at: [www.rl-software.com/converter/file-conversion-wizard.htm](http://www.rl-software.com/converter/file-conversion-wizard.htm).

## 7 Ordering & Contact










### 7.1 Products



We accept Master, Visa and PayPal. Other payments possible!

You can order all products on our website via our secure online shop

Please click on the images below to contact our web server (You need an internet connection for this):

Web info	Product	Trial versions	Price (excl. VAT)	Price (incl. VAT)
	MS Works spreadsheet (*.wks) to Excel Converter. Integrated in MS Excel.		49.00 €	<del>58.31</del> €
	WKS&WDB Budget converter. Standalone, no MS Excel required.		10.00 €	<del>11.90</del> €
	Framework III/IV (*.fw3;*.fw4) to Excel Converter		Standard: 100.00 € Premium: 200.00 €	<del>119.00</del> € <del>238.00</del> €
	Framework III/IV (*.fw3;*.fw4) to Word Converter		Standard: 100.00 € Premium: 200.00 €	<del>118.00</del> € <del>238.00</del> €
	Framework Modification for fast Computers	Please <u>contact us</u> for more information.	100.00 €	<del>119.00</del> €

**If you have a valid EU-VAT-ID or live outside the European Union VAT will be waived.**

Registered customers can download the latest version from our download area at any time. For the login, you need your email address (stated in your order) and the password we have send you in the order conformation.

To start your order please click the image below. You need an internet connection for this. On our website please click the "order online" button of the requested product. You will be directed to the secure online shop then.



## 7.2 Our address



**Ruhrmann & Linneberg GbR**

EDV-Lösungen - Entwicklung & Vertrieb

Klosterallee 55

20144 Hamburg

Geschäftsführer:

Ust.-ID Nr. (VAT):

Tel: +49 40 4328 2872

Fax: +49 40 4318 3285

[info@rl-software.com](mailto:info@rl-software.com)

[www.rl-software.com](http://www.rl-software.com)

Klaus Ruhrmann, Olaf Linneberg

DE194933831